

IQ Flakers

IQ Series of Flakers produces “dryer” and more compact ice flakes through its vertical cylindrical evaporator.

Whatever your requirements, you can find the perfect flaker to meet your needs. From 220 lbs. (100 kg.) to 360 lbs. (163 kg.) of daily ice production, under counter models are perfect for sushi displays, cocktail bars, health care facilities, laboratory testing, sport centers or spa applications because of their reduced space requirements.

Modular and Remote units, up to 2,860 lbs. (1298 kg.) of ice production per day are perfect for larger demands of ice such as super-markets, grocery stores, convenience stores, fisheries and marinas.

If the use of your flake ice is for displaying, this is perfect fit for any shape of showcase. If for cocktails or smoothies, you achieve rapidly chilled beverages to enhance the refreshment of your drink.

3 YEARS WARRANTY PARTS & LABOR



Dryer Type Ice



STRONG MECHANICS: ITV’s unique mechanical design is simple, strong and reliable. It will provide a longer life to your flaker, and shorten service times and costs; features oversized gearbox.



SECURITY CONTROLS: The machine is protected to avoid failures caused by gearbox motor temperature, water level, or ice level, includes a defrost time delay.



EASY ACCESS FOR SERVICE AND INSTALLATION: Designed to have better access to all components making installation and servicing operations easier. One person can disassemble the entire machine with a basic screwdriver.



OPERATING LIMITS: Tropicalized machines (Class T); Suitable for low temperature environments of 41° (5°C) Air and Water and high temperature environments of 109°F (43°C) (Air), 95°F (35°C) (Water) Water pressure: Min. 10 psi. (0.7 bar.)/ Max. 85 psi. (6 bar.)

NOTE: Install a pressure reducer if water inlet pressure is more than 85 psi. (6 bar.).



WARRANTY: 36 months parts and labor + 24 additional months parts on compressor, and 24 months parts on auger.

FLAKE ICE: Humidity 50-60%. The best ice for so many applications.




IQ 300			IQ 500			IQ 900			IQ 1300			IQ 2700		
W	D	H	W	D	H	W	D	H	W	D	H	W	D	H
20.47"	21.65"	19.30"	20.47"	21.65"	22.84"	26.77"	21.65"	26.38"	26.38"	21.65"	31.50"	52.76"	24.02"	32.29
52 cm	55 cm	49 cm	52 cm	55 cm	58 cm	68 cm	55 cm	67 cm	67 cm	55 cm	80 cm	134 cm	61 cm	82 cm

• Water cooled units available special order only. Please, refer to the bin’s section on pages 22-24, to ascertain information as to the correct bin for your machine.

IQ Modular

ITEM #	COND. UNIT	CUBE STYLE	DAILY PRODUCTION LBS./KG 70°F - 50°F 90°F - 70°F 21°C - 10°C 32°C - 21°C	WATER USAGE GAL./100LBS. / L./HR 90°F - 70°F	VOLTAGE	AMPS.	NET WEIGHT. LBS./KG.	SPEC SHEET
--------	------------	------------	---	---	---------	-------	-------------------------	------------


IQ 300

IQ 300 A	10114	A	FLAKE	360/163	260/118	11.9/6.8	115V/60Hz/1	7	108/49	
IQ 300 W•	10115	W	FLAKE	365/166	265/120	27.6 L/H	115V/60Hz/1	6.5	108/49	

A = Air, W = Water Use Item # number when ordering

Shipping Weight: 156 Lbs. (71 Kg.)



IQ 500

IQ 500 A	10124	A	FLAKE	675/306	485/220	12.0/12.8	115V/60Hz/1	9	115/52	
IQ 500 W•	10125	W	FLAKE	685/311	495/225	13.7/51	115V/60Hz/1	8.5	115/52	

A = Air, W = Water Use Item # number when ordering

Shipping Weight: 156 Lbs. (71 Kg.)



IQ 900

IQ 900 A	10132	A	FLAKE	980/445	710/322	11.9/18.5	208-230V/60Hz/1	9.5	181/82	
IQ 900 W•	10133	W	FLAKE	1005/456	730/331	20.1/76	208-230V/60Hz/1	9	181/82	
IQ 900 A III	10142	A	FLAKE	980/445	710/322	11.9/18.5	208-230V/60Hz/3	6	181/82	
IQ 900 W III•	10143	W	FLAKE	1005/456	730/331	20.1/7.6	208-230V/60Hz/3	5.5	181/82	

A = Air, W = Water Use Item # number when ordering

Shipping Weight: 286 Lbs. (130 Kg.)


IQ 1300

IQ 1300 A	10154	A	FLAKE	1430/649	1030/467	11.9/27.0	208-230V/60Hz/1	12.5	231/105	
IQ 1300 W•	10155	W	FLAKE	1450/658	1050/476	29/109	208-230V/60Hz/1	11.5	231/105	
IQ 1300 A III	10162	A	FLAKE	1430/649	1030/467	11.9/27.0	208-230V/60Hz/3	7.5	231/105	
IQ 1300 W III•	10163	W	FLAKE	1450/658	1050/476	29/109	208-230V/60Hz/3	7	231/105	

A = Air, W = Water Use Item # number when ordering

Shipping Weight: 322 Lbs. (146 Kg.)

IQ 2700

IQ 2700 A	10172	A	FLAKE	2860/1298	2060/935	11.9/54.1	208-230V/60Hz/3	15	463/210	
IQ 2700 W•	10173	W	FLAKE	2900/1316	2100/953	57.9/219	208-230V/60Hz/3	14	463/210	

A = Air, W = Water Use Item # number when ordering

Shipping Weight: 608 Lbs. (276 Kg.)

ACCESSORIES



PRO-10



PRO-11



PRO-101 K



PRO-111 K



PRO-102 K



PRO-112 K



FF-PRE SC 15